


Bedford High School Alumni Association Meeting December 8, 2015
Discussion of Phase 3 of the Bedford Community Stadium: Rest Rooms & Team Meeting Rooms

The following options were presented and discussed:

1. Keep the current design for the restrooms which calls for 2 restrooms to be located under the home stands and 1 restroom located under the visitors stands. Construct team meeting rooms and storage areas under the home stands between the 2 rest rooms.

Architectural Model



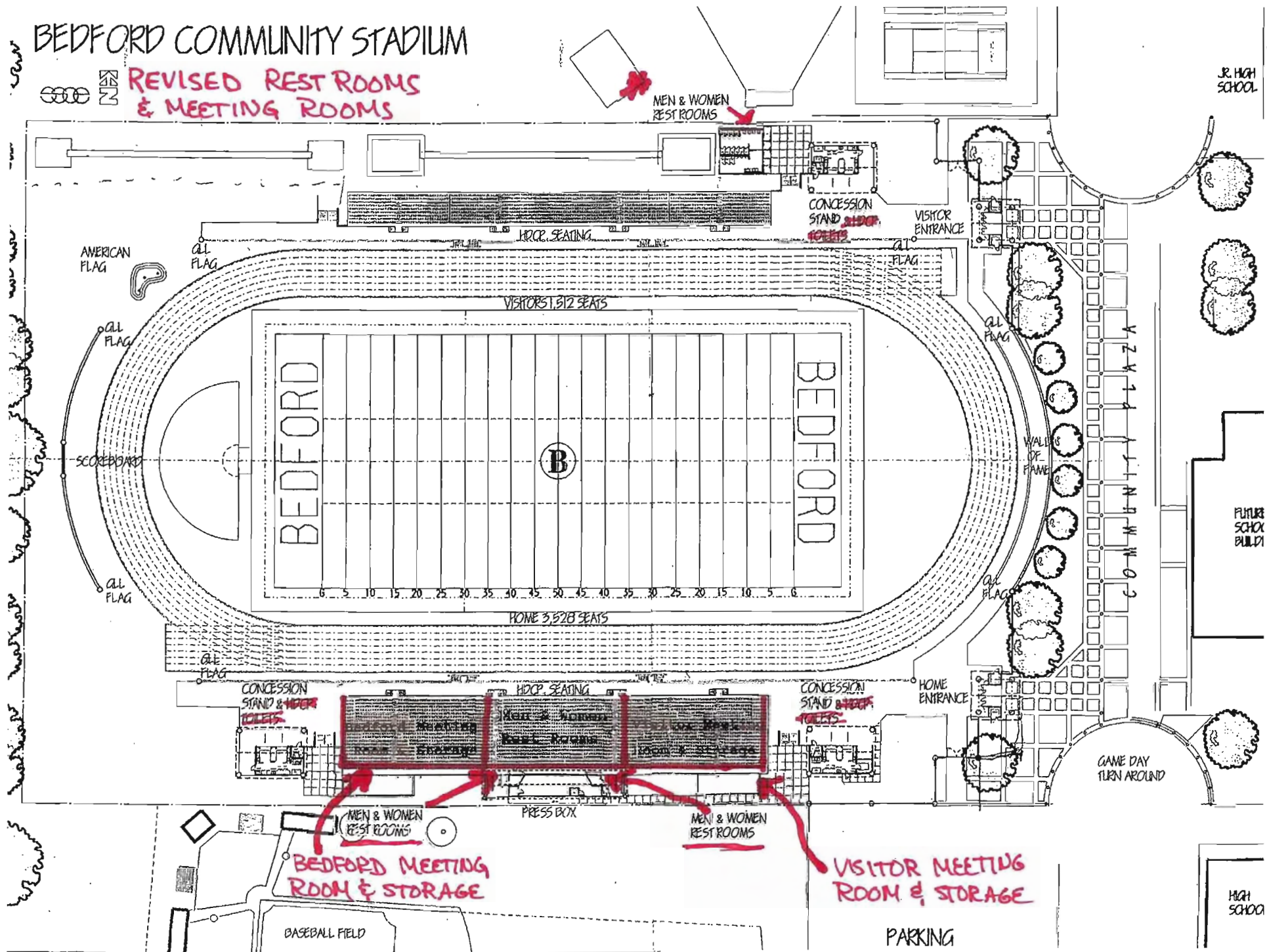
2. Construct a new stadium entrance in front of the east wall to incorporate team rooms and rest rooms all in one building. This would be similar to other stadiums in our league (such as Saline & Tecumseh)



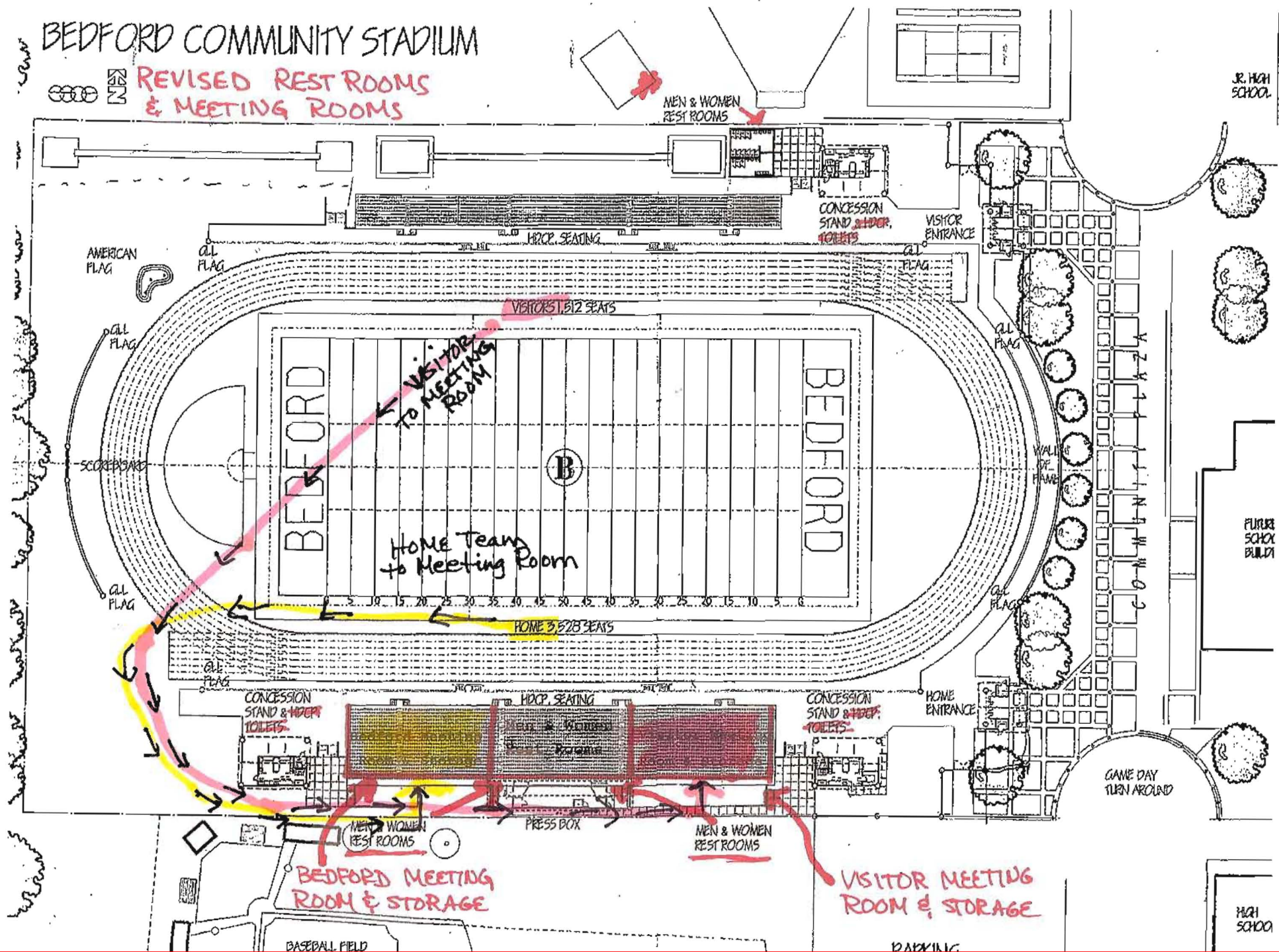
Example Incorporating Existing Curved Wall

3. Construct a field house structure that would incorporate rest rooms, locker rooms and an inside practice area that could be used by all Bedford teams. Possible locations could be behind the west wall or incorporate it at the front entrance to the stadium.





4. This plan would combine both home side rest rooms (which originally called for 2 separate rest rooms located at the east and west end of the home stands) into one building located under the home stands behind the press box wall. Team meeting rooms and storage would be built under the home stands from the rest rooms out to the end of each side of the home stands. This plan would solve the potential problem of congestion if the rest rooms were located near the concession stands at each end of the home stands.



4. This plan would combine both home side rest rooms (which originally called for 2 separate rest rooms located at the east and west end of the home stands) into one building located under the home stands behind the press box wall. Team meeting rooms and storage would be built under the home stands from the rest rooms out to the end of each side of the home stands.

This plan would solve the potential problem of congestion if the rest rooms were located near the concession stands at each end of the home stands.